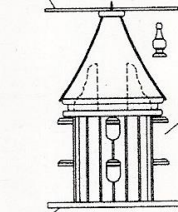


UNPACKING INSTRUCTIONS

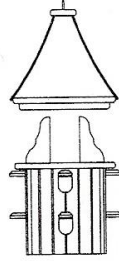
Remove 1/4 Plywood
(for shipping only)



Remove
Stretch
Wrap From
Birdhouse

Remove 1/2 Foam Bd
(for shipping only)

When you remove product
from box, it will look like this.



Now Separate
the Copper
Roof From the
Birdhouse Base
(the Base is
Upside Down)

ASSEMBLY INSTRUCTIONS

Post height can vary 5 ft. to 6 ft. on Birdhouses and 4 1/2 ft. to 5 ft. on Birdfeeders

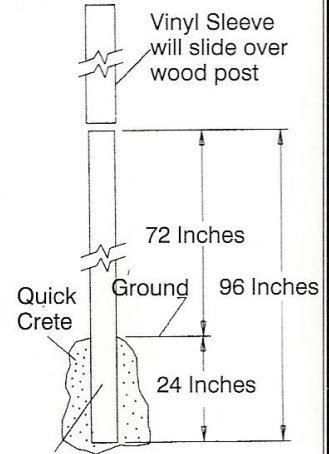


All Birdhouses are
shipped with a Vinyl Stud
mounted in bracket legs.
It is removable. Now
the Birdhouse can be
mounted on a 4" x 4" x
72" Vinyl Sleeve Post.

Screw Roof
in Place

Vinyl
Sleeve
Post

72"



4" x 4" x 96"
Pressure Treated Wood Post